



## RESIDENTIAL AIR CONDITIONERS PREMIUM REVERSE CYCLE INVERTER (Z SERIES)



### Air Conditioning Expertise

Since the introduction of the first window-type air conditioning in 1958, Panasonic Air Conditioning has grown to become a globally recognised and celebrated brand, delivering unmatched quality and reliability.



### Total Air Solutions

With over 300 products, Panasonic has a product or solution for every application. From residential applications to large scale commercial, we endeavour to provide fully customisable total air solutions for any and all applications.



### Quality & Reliability

Panasonic Air Conditioners are manufactured to ensure years of reliable comfort. With a 5 year warranty encompassing both residential and commercial applications, you can rest easy with Panasonic.



### Connectivity

Panasonic provides control solutions to satisfy all residential and commercial needs. Our range of controllers demonstrate flexibility in application, providing you with a comprehensive solution to any system need.

## SPECIFICATIONS



MODEL	INDOOR UNIT (240V / 1 Phase / 50Hz)		CS-Z25AKRW	CS-Z35AKRW	CS-Z42AKRW	CS-Z50AKRW	CS-Z60AKRW	CS-Z71AKRW	CS-Z80YKR	CS-Z95AKR
	OUTDOOR UNIT		CU-Z25AKR	CU-Z35AKR	CU-Z42AKR	CU-Z50AKR	CU-Z60AKR	CU-Z71AKR	CU-Z80YKR	CU-Z95AKR
Cooling / Heating Capacity	(min-max)	kW	2.50 (0.95-3.70) 3.00 (0.90-4.40)	3.50 (1.00-4.20) 4.00 (0.90-5.70)	4.20 (1.15-5.10) 5.00 (0.90-6.80)	5.00 (1.15-6.10) 6.00 (0.98-7.70)	6.00 (1.25-6.90) 6.50 (0.98-8.20)	7.10 (1.70-8.50) 8.00 (1.70-10.60)	8.00 (2.30-9.00) 9.00 (2.20-11.60)	9.50 (2.80-11.20) 10.30 (2.40-12.30)
Air Flow	Indoor	L/s	188/200	193/202	193/202	208/228	328/339	352/367	367/377	407/420
Dehumid		L/h	1.5	2.0	2.4	2.8	3.3	4.1	4.7	5.0
Star Rating	Hot Climate	Cooling	4.5	4.5	3.5	3.5	3.5	3.5	3.5	3.5
		Heating	3.5	3.5	3.5	3.0	3.5	3.5	3.5	3.0
	Average Climate	Cooling	4.0	4.5	3.5	3.5	3.5	3.5	3.5	3.0
		Heating	3.0	3.0	2.5	2.5	3.0	2.5	2.5	2.5
	Cold Climate	Cooling	4.0	4.5	3.5	3.5	3.5	3.5	3.5	3.5
		Heating	2.5	2.5	2.0	2.0	2.0	2.0	2.0	2.0
Net Weight	Indoor (Outdoor)	kg	8 (25)	8 (31)	8 (31)	8 (35)	12 (35)	13 (45)	13 (51)	17 (55)
Dimensions	Indoor (H x W x D)	mm	290 x 779 x 209	290 x 779 x 209	290 x 779 x 209	290 x 779 x 209	295 x 1,040 x 244	295 x 1,040 x 244	295 x 1,040 x 244	309 x 1,212 x 269
	Outdoor (H x W x D)	mm	542 x 780 x 289	542 x 780 x 289	542 x 780 x 289	619 x 824 x 299	619 x 824 x 299	695 x 875 x 320	795 x 875 x 320	795 x 875 x 320

## 24-HOUR AIR PURIFICATION

### Enjoy Safe and Clean Indoor Air

Activate nanoe™ X to enjoy safe and clean indoor air. nanoe™ X effectively inhibits various types of pollutants, reduces odours, and moisturises skin and hair.



#### 7 Effects of nanoe™ X

##### Inhibits 5 Types of Pollutants



##### Deodorises



##### Moisturises



\*1 The nanoe™ X mode can be run independently from cooling or heating mode, and needs to be on for the 24-hour air purification to function.

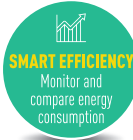
## CONNECTIVITY

### Connect & Control Your AC Conveniently

With the built-in Wi-Fi connectable to Panasonic Comfort Cloud App, conveniently control and monitor all air conditioning units remotely anytime, anywhere.



Comfort Cloud App




\*2 Google and Google Home are trademarks of Google LLC.


## WIDE COOLING CAPACITY RANGE

### Tailored for Any Space

With indoor cooling capacity range up to 9.5kW, Panasonic Z series air conditioners offers the flexibility to scale cooling operation according to different needs and preferences, even for large spaces.



Small room



Large space

Cooling capacity range 2.5kW ~ 9.5kW

## COMFORT



### Faster Cooling with iAUTO-X

iAUTO-X provides faster cooling with Panasonic Thermal Enhancement Technology (P-TECH), enabling the compressor to achieve maximum frequency quickly from start-up.



\*3 Comparison of iAUTO-X Mode & normal COOL mode by using 3.5kW PREMIUM REVERSE CYCLE INVERTER model.



### Faster and Further Airflow with AEROWINGS

AEROWINGS delivers cooling comfort across the room by concentrating cool air to deliver faster and further airflow up to 25 meters\*4. Enjoy a more comfortable cooling experience even in large living spaces.



\*4 Applicable to CS-Z95AKR only.

## EFFICIENCY



### Cooling Comfort with Energy Efficiency

Panasonic ECO Mode with A.I. will monitor the room condition and amount of heat generated at the time and adjust its settings accordingly to maximise energy savings while providing consistent comfort.



\*5 Comparison of ECO Mode & normal mode by using 3.5kW INVERTER model.

Panasonic Inverter air conditioners integrate DC motor to offer better performance for:



Great Energy Savings



Better Comfort



Quiet Operation



- Please read the Installation Instructions carefully before installing the unit, and the Operating Instructions before using it.
- Specifications are subject to change without prior notice.
- The contents of this catalogue are accurate as of July 2024.
- Due to printing considerations, actual colours may vary slightly from those shown.
- All graphics are provided solely for the purpose of illustrating a point.



Do not add or replace refrigerant other than the specified type. Manufacturer is not responsible for damage or deterioration in safety due to usage of other refrigerant.

Authorised Dealer